

# *punt*

ART, CRAFT & DESIGN



## COLUMN

TECHNICAL INFORMATION SHEET

# COLUMN

BY FOSTER + PARTNERS INDUSTRIAL DESIGN, 2026

**punt**



## PRODUCT TYPE

Dining table, high table, small coffee table, medium coffee table, large coffee table.

Developed in collaboration with Foster+Partners Industrial Design, COLUMN is a furniture collection that explores materiality and craftsmanship. The range of tables enables a variety of spatial configurations across office, residential, and commercial environments.

The COLUMN collection includes sculptural coffee tables in different heights and diameters, along with dining tables in round and oval formats—also available in a high version—with the option to integrate concealed cable management without compromising the purity of the design. Sustainability is a central focus; designed to last, it uses FSC-certified wood and water-based stains, and allows for efficient disassembly to facilitate repair, replacement, and recycling.

## TIPOLOGÍA DE PRODUCTO

Mesa de comedor, mesa altas, mesa auxiliar, mesa de centro mediana, mesa de centro grande.

Desarrollada en colaboración con Foster+Partners Industrial Design, COLUMN es una colección de mobiliario que explora el material y la artesanía. La gama de mesas permite diversas configuraciones espaciales en entornos de oficina, residenciales y comerciales.

La colección COLUMN incluye mesas de centro escultóricas en distintas alturas y diámetros, junto a mesas de comedor en formatos redondo y ovalado —también en versión alta—, con opción de integrar cableado oculto sin alterar la pureza del diseño.

La sostenibilidad es un eje central; diseñada para perdurar, emplea madera certificada FSC y tintes al agua, y permite un desmontaje eficiente que facilita su reparación, sustitución y reciclaje.

## DETAILS DETALLES



# COLUMN

BY FOSTER + PARTNERS INDUSTRIAL DESIGN, 2026

**punt**

## DIMENSIONS DIMENSIONES

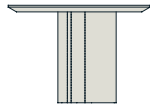
---

Coffee tables Mesas bajas

---

### CLM045

45 cm  
17.7 in

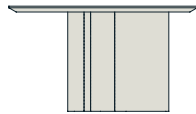


45 cm  
17.7 in

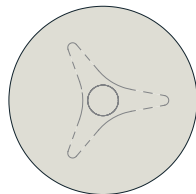


### CLM67

37.5 cm  
14.8 in

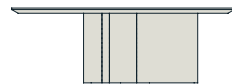


67.5 cm  
26.6 in

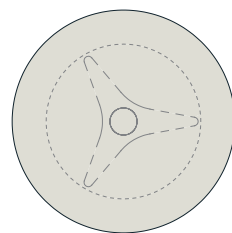


### CLM90

30 cm  
11.8 in



90 cm  
35.5 in



# COLUMN

BY FOSTER + PARTNERS INDUSTRIAL DESIGN, 2026

**punt**

## DIMENSIONS DIMENSIONES

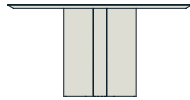
---

Dining tables Mesas de comedor

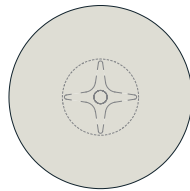
---

### CLM150

75.1 cm  
29.6 in



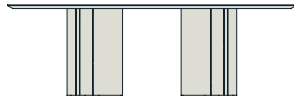
150 cm  
59.1 in



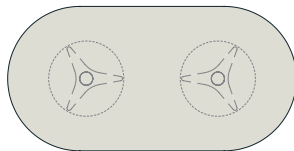
### CLM240

240 cm  
94.6 in

75.1 cm  
29.6 in



120 cm  
47.2 in



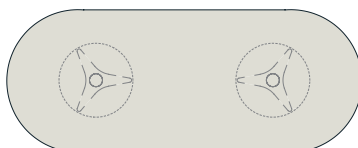
### CLM300

300 cm  
118.2 in

75.1 cm  
29.6 in



120 cm  
47.3 in



# COLUMN

BY FOSTER + PARTNERS INDUSTRIAL DESIGN, 2026

**punt**

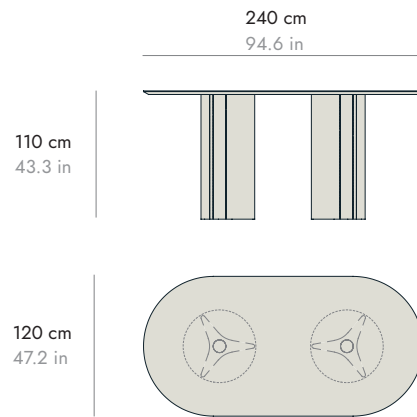
## DIMENSIONS DIMENSIONES

---

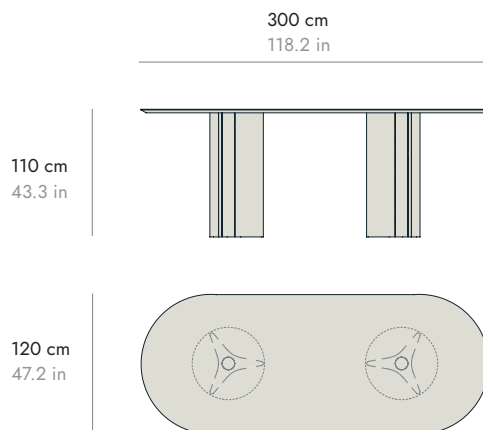
High tables Mesas altas

---

### CLM241



### CLM301



# COLUMN

BY FOSTER + PARTNERS INDUSTRIAL DESIGN, 2026

**punt**

## MATERIALS

### Top.

E1 MDF top (low formaldehyde content) veneered in oak with a natural finish or ebony stain, and unveneered for textured lacquer or high-gloss lacquer finishes. Bevelled edge left unveneered. Carrara marble or Dekton top available in different colours.

### Base.

Base made from a combination of solid oak on the edges of the Column-shaped structure and curved plywood veneered in oak, which joins the different elements together. This table can be electrified through a cable-management leg and accessories integrated into the top.

## MATERIALES

### Sobre.

Sobre de tablero MDF E1 (bajo contenido en formaldehído) chapado en madera de roble acabado natural o teñido ébano y sin chapar para lacados texturizado o alto brillo. Canto del sobre biselado sin chapar. Sobre de mármol Carrara o Dekton en diferentes colores.

### Base.

Base fabricada mediante una combinación de roble macizo en las aristas de la forma Column y contrachapado curvado y chapado de roble que une el conjunto de piezas. Esta mesa tiene opción de ser electrificada mediante pata pasacables y accesorios en el sobre.

## TEXTURIZED LACQUERED LACADO TEXTURADO



**WARM STONE**  
PIEDRA  
PIERRE CHAUDE  
WARMER STEIN  
PIETRA CALDA




**FOREST GREEN**  
VERDE BOSQUE  
FOREST VERT  
WALDGRÜN  
VERDE FORESTA



**OXIDE RED**  
ROJO ÓXIDO  
ROUGE OXYDE  
OXIDROT  
ROSSO OSSIDO

## HIGH GLOSS ALTO BRILLO



**WARM STONE**  
PIEDRA  
PIERRE CHAUDE  
WARMER STEIN  
PIETRA CALDA



**FOREST GREEN**  
VERDE BOSQUE  
FOREST VERT  
WALDGRÜN  
VERDE FORESTA




**OXIDE RED**  
ROJO ÓXIDO  
ROUGE OXYDE  
OXIDROT  
ROSSO OSSIDO

## WOOD MADERA



**SUPER MATT OAK**  
ROBLE SÚPER MATE  
CHÊNE SUPERMATE  
EICHE SUPERMATT  
ROVERE OPACO



**EBONY STAINED OAK**  
ROBLE TEÑIDO ÉBANO  
CHÊNE TEINTÉ ÉBÈNE  
EICHE EBENHOLZ  
GEBEIZT  
ROVERE TINTO ÉBANO

# COLUMN

BY FOSTER + PARTNERS INDUSTRIAL DESIGN, 2026

***punt***

**punt**

Punt Mobles XXI, S. L. , B-98387327  
C/ Islas Baleares, 48, Apdo. correos 14  
46988 Fuente del Jarro, Valencia, Spain

T. +34 961 343 270/ 72  
F. +34 961 476 190  
info@puntmobles.com

[www.puntmobles.com](http://www.puntmobles.com)

